


**UNIJOLLY INVESTMENTS COMPANY LIMITED**  
**Admn Office: 1C, 1<sup>st</sup> Floor, Uma Enclave, Road No.9, Banjara Hills,**  
**Hyderabad – 500 034 Ph: 040-65881221**

Statement Showing Shareholding Pattern								
Table (I)(a)								
Name of the Company: UNIJOLLY INVESTMENTS COMPANY LIMITED								
Quarter ended: 30th June, 2014								
Category code	Category of Shareholder	Number of Shareholders	Total number of shares	Number of shares held in dematerialized form	Total shareholding as a percentage of total number of shares		Shares Pledged or otherwise encumbered	
					As a percentage of (A+B) <sup>1</sup>	As a percentage of (A+B+C)	Number of shares	As a percentage (D)/(C)*100
(I)	(II)	(III)	(IV)	(V)	(VI)	(VII)	(VIII)	(IX)
(A)	Shareholding of Promoter and Promoter Group <sup>2</sup>							
1	Indian							
(a)	Individuals/ Hindu Undivided Family	9	105000	105000	52.50	52.50	0	0.00
(b)	Central Government/ State Government(s)				0.00	0.00		
(c)	Bodies Corporate	2	30000	30000	15.00	15.00	0	0.00
(d)	Financial Institutions/ Banks				0.00	0.00		
(e)	Any Others(Family Trust)	1	2943	2943	1.47	1.47		0.00
(e-i)					0.00	0.00		
(e-ii)					0.00	0.00		
	Sub Total(A)(1)	12	137943	137943	68.97	68.97	0	0.00
2	Foreign							
a	Individuals (Non-Residents Individuals/ Foreign Individuals)	1	10000	10000	5.00	5.00		
b	Bodies Corporate				0.00	0.00		
c	Institutions				0.00	0.00		
d	Any Others(Specify)				0.00	0.00		
d-i					0.00	0.00		
d-ii					0.00	0.00		
	Sub Total(A)(2)	1	10000	10000	5.00	5.00	0	
	Total Shareholding of Promoter and Promoter Group (A)= (A)(1)+(A)(2)	13	147943	147943	73.97	73.97	0	0.00
(B)	Public shareholding							
1	Institutions							
(a)	Mutual Funds/ UTI	0	0	0	0.00	0.00		
(b)	Financial Institutions/ Banks	0	0	0	0.00	0.00		
(c)	Central Government/ State Government(s)				0.00	0.00		
(d)	Venture Capital Funds				0.00	0.00		
(e)	Insurance Companies				0.00	0.00		
(f)	Foreign Institutional Investors	0	0	0	0.00	0.00		
(g)	Foreign Venture Capital Investors				0.00	0.00		
(h)	Any Other (specify)				0.00	0.00		
(h-i)					0.00	0.00		
(h-ii)					0.00	0.00		
	Sub-Total (B)(1)	0	0	0	0.00	0.00		
B 2	Non-institutions							
(a)	Bodies Corporate	0	0	0	0.00	0.00		
(b)	Individuals				0.00	0.00		
I	Individuals -i. Individual shareholders holding nominal share capital up to Rs 1 lakh	38	32057	30500	16.03	16.03		
II	ii. Individual shareholders holding nominal share capital in excess of Rs. 1 lakh.	1	20000	20000	10.00	10.00		
(c)	Any Other (NRFS)	0	0	0	0.00	0.00		
(e-i)	Directors and their relatives	0	0	0	0.00	0.00		
(e-ii)					0.00	0.00		
	Sub-Total (B)(2)	39	52057	50500	26.03	26.03		
	Total Public Shareholding (B)= (B)(1)+(B)(2)	39	52057	50500	26.03	26.03		
	TOTAL (A)+(B)	52	200000	198443	100.00	100.00		
(C)	Shares held by Custodians and against which Depository Receipts have been issued							
1	Promoter and Promoter Group					0.00		#DIV/0!
2	Public					0.00		
	Sub-Total (C)	0	0	0		0.00	0	
	GRAND TOTAL (A)+(B)+(C)	52	200000	198443		100.00	0	0.00



Introductory sub-table (I)(a)

<b>Name of the Company: UNIJOLLY INVESTMENTS COMPANY LIMITED</b>			
<b>Scrip Code, Name of the scrip, class of security: 503671,UNIJOLL,EQUITY SHARES</b>			
<b>Quarter ended: 30th June, 2014</b>			
<b>Partly paid-up shares:-</b>	<b>No. of partly paid-up shares</b>	<b>As a % of total no. of partly paid-up shares</b>	<b>As a % of total no. of shares of the company</b>
Held by promoter/promoter group	0	0	0
Held by public	0	0	0
<b>Total - D</b>	<b>0</b>	<b>0</b>	<b>0</b>
<b>Outstanding convertible securities:-</b>	<b>No. of outstanding securities</b>	<b>As a % of total no. of outstanding convertible securities</b>	<b>As a % of total no. of shares of the company, assuming full conversion of the convertible securities</b>
Held by promoter/promoter group	0	0	0
Held by public	0	0	0
<b>Total - E</b>	<b>0</b>	<b>0</b>	<b>0</b>
<b>Warrants:-</b>	<b>No. of warrants</b>	<b>As a % of total no. of warrants</b>	<b>As a % of total no. of shares of the company, assuming full conversion of warrants</b>
Held by promoter/promoter group	0	0	0
Held by public	0	0	0
<b>Total - F</b>	<b>0</b>	<b>0</b>	<b>0</b>
<b>Total paid-up capital of the company, assuming full conversion of warrants and convertible securities (Grand Total (A+B+C)+ D+E+F )</b>		<b>200000</b>	<b>100</b>








(I)(c)(ii) Statement showing holding of securities (including shares, warrants, convertible securities) of persons (together with belonging to the category PAC) belonging to the category "Public" and holding more than 5% of the total number of shares as on 30th June, 2014

Sr. No.	Name of the shareholder	Number of shares	Shares as a percentage of total number of shares (i.e., Grand Total (A)+(B)+(C) indicated in Statement at para (I)(a) above;	Detail of warrants		Details of convertible securities		Total shares (including unerlying shares assuming full conversion of warrants and convertible securities as a % of diluted share capital
				Number of warrants held	As a % total number of warrants of the same class	Number of convertible securities held	% w.r.t total number of convertible securities of the same class	
1	MOMMANENI RADHA	20000	10.00	0	0.00	0	0.00	10.00
2	RAM MOHAN MUMMANENI	10000	5.00	0	0.00	0	0.00	5.00
3	K SATYAVATHI	10000	5.00	0	0.00	0	0.00	5.00
4	VIKRAM NARAIN MOMMANENI	10000	5.00	0	0.00	0	0.00	5.00
<b>TOTAL</b>		<b>50000</b>	<b>25.00</b>	<b>0</b>	<b>0.00</b>	<b>0</b>	<b>0.00</b>	<b>25.00</b>




(I)(d) Statement showing details of locked-in shares as on 30th June, 2014

Sr. No.	Name of the shareholder	Number of locked-in shares	Locked-in shares as a percentage of total number of shares {i.e., Grand Total (A)+(B)+(C) indicated in Statement at para (I)(a) above}
1	<b>NIL</b>	0	0.00
2		0	0.00
3		0	0.00
4		0	0.00
			0.00
			0.00
<b>TOTAL</b>		<b>0</b>	<b>0.00</b>



(II)(a) Statement showing details of Depository Receipts (DRs) as on 30th June, 2014

Sr. No.	Type of outstanding DR (ADRs, GDRs, SDRs, etc.)	Number of outstanding DRs	Number of shares underlying outstanding DRs	Shares underlying outstanding DRs as a percentage of total number of shares {i.e., Grand Total (A)+(B)+(C) indicated in Statement at para (I)(a) above}
1				0.00
2				0.00
3				0.00
4				0.00
5	NIL	NIL	0	0.00
6				0.00
7				0.00
8				0.00
9				0.00
				0.00
			0.00	
			0.00	
<b>TOTAL</b>		<b>0</b>	<b>0</b>	<b>0.00</b>



**(II)(b) Statement showing holding of Depository Receipts (DRs), where underlying shares held by "promoter/promoter group" are in excess of 1% of the total number of shares as on 30th June, 2014**

Sr. No.	Name of the DR Holder	Type of outstanding DR (ADRs, GDRs, SDRs, etc.)	Number of shares underlying outstanding DRs	Shares underlying outstanding DRs as a percentage of total number of shares {i.e., Grand Total (A)+(B)+(C) indicated in Statement at para (I)(a) above}
1				0.00
2				0.00
3				0.00
4	NIL	NIL	0	0.00
5				0.00
6				0.00
7				0.00
8				0.00
9				0.00
				0.00
				0.00
<b>TOTAL</b>			<b>0</b>	<b>0.00</b>

